


Welcome To The Client Portal

The Client Portal Is the online booking tool containing everything you need to book your UK bus, Coach and taxi services simply and quickly but first you need to get into your account, the steps below will help you get to where you need to be.

Step 1 - Enter your login details:

Please enter the login credentials provided to you via email from your company administrator.

The username will be the email address provided by your company administrator.




Step 2 - Login:

next simply click the login button shown below.


Did not work?


The next steps will help you progress.



Step 3 - Resetting your password:

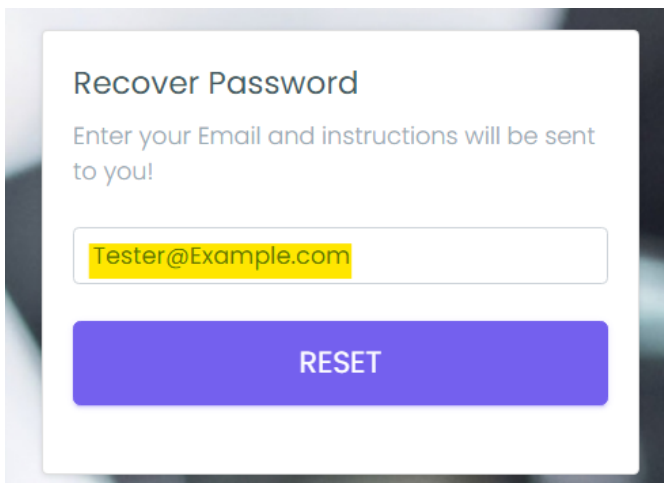
If you have forgotten your password, please use the **"forgot pwd?"** button shown in the images below.





Once you have clicked the forgot pwd? button you will be given a new page on said page enter your email address as shown in an example below.


This will send a email directly to you and within this link you will have the line shown below click on the link in the email to reset your password.




[EXTERNAL EMAIL]

You have asked to reset your password and your reset password link is [here](#)

Enter your new password in both boxes and click update password



First  **Travel Solutions**
Password Reset

Confirm your new password

New password

Confirm new password

UPDATE PASSWORD

Attempt Step 1 and Step 2 Again

Thank you for using our guide